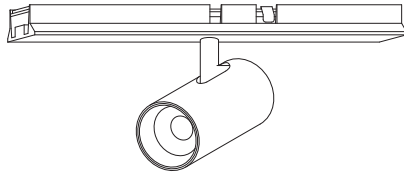


姿図

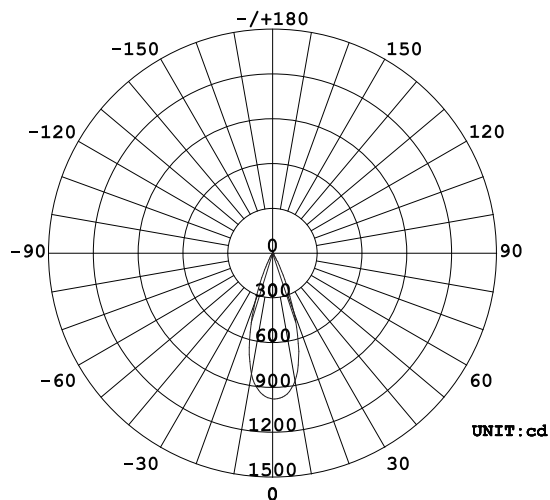


品番	GSP001DWN (36度配光)
光源	LED
定格光束	470lm
1/2 照度角	36.14°
ビーム角	35.8°

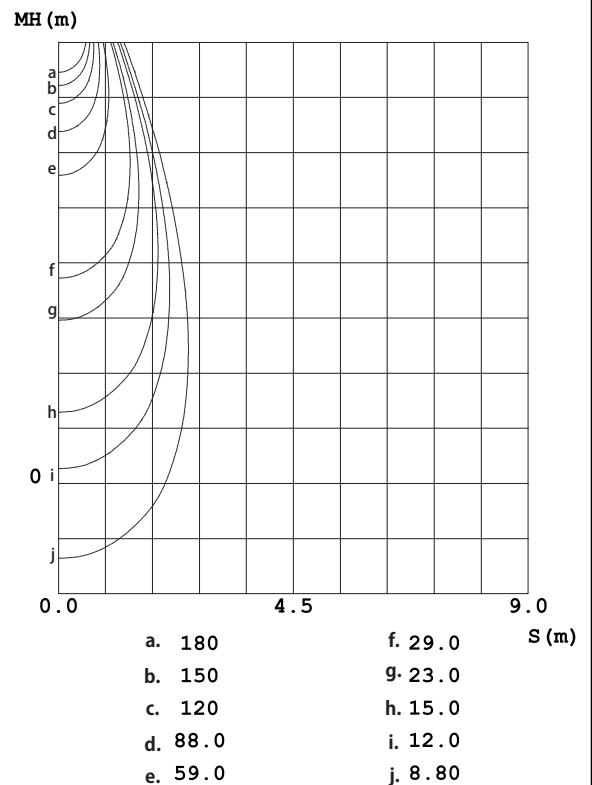
器具効率 100%	上方光束 0%	下方光束 100%	保守率 0.7
-----------	---------	-----------	---------

反射率	天井	80%			70%			50%			30%			10%			0
	壁	50%	30%	10%	50%	30%	10%	50%	30%	10%	50%	30%	10%	50%	30%	10%	0
床	照明率																
室指数																	
0.0	1.19	1.19	1.19	1.16	1.16	1.16	1.11	1.11	1.11	1.06	1.06	1.06	1.02	1.02	1.02	1.00	
1.0	1.12	1.10	1.09	1.10	1.08	1.07	1.06	1.05	1.04	1.03	1.02	1.00	.99	.98	.98	.96	
2.0	1.07	1.03	1.01	1.05	1.02	.90	1.02	.99	.97	.99	.97	.95	.96	.95	.93	.92	
3.0	1.01	.98	.94	1.00	.97	.94	.98	.95	.92	.95	.93	.91	.93	.91	.89	.88	
4.0	.97	.93	.89	.96	.92	.89	.94	.90	.88	.92	.89	.87	.90	.88	.86	.85	
5.0	.93	.88	.85	.92	.88	.84	.90	.87	.84	.89	.85	.83	.87	.85	.82	.81	
6.0	.89	.84	.81	.88	.84	.81	.87	.83	.80	.86	.82	.80	.84	.81	.79	.78	
7.0	.85	.81	.78	.85	.80	.77	.84	.80	.77	.83	.79	.77	.82	.79	.76	.75	
8.0	.82	.78	.74	.82	.77	.74	.81	.77	.74	.80	.76	.74	.79	.76	.73	.72	
9.0	.79	.75	.72	.79	.74	.71	.78	.74	.71	.77	.74	.71	.76	.73	.71	.70	
10.0	.76	.72	.69	.76	.72	.69	.75	.71	.69	.75	.71	.69	.74	.71	.68	.67	

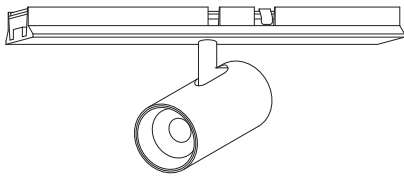
配光曲線



水平面照度



姿図

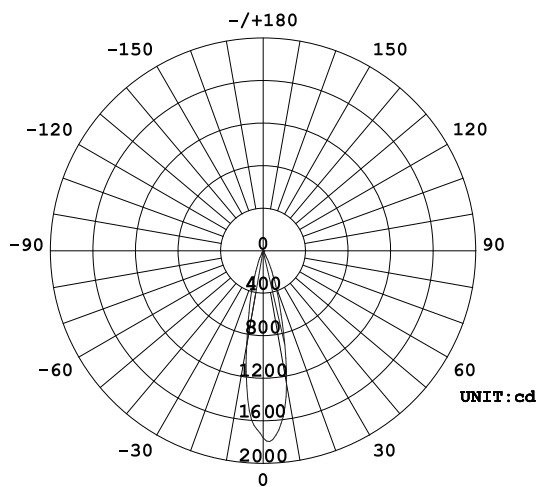


品番	GSP001DWN(24度配光)
光源	LED
定格光束	470lm
1/2 照度角	25.41°
ビーム角	23.1°

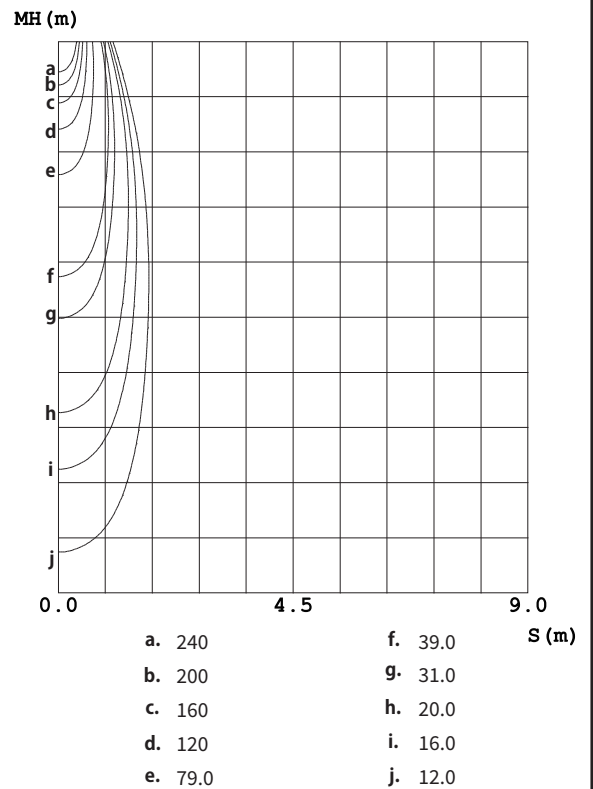
器具効率 100%	上方光束 0%	下方光束 100%	保守率 0.7
-----------	---------	-----------	---------

反射率	天井	80%			70%			50%			30%			10%			0
	壁	50%	30%	10%	50%	30%	10%	50%	30%	10%	50%	30%	10%	50%	30%	10%	0
床		20%			20%			20%			20%			20%			0
室指数		照 明 率															
0.0		.95	.95	.95	.92	.92	.92	.88	.88	.88	.84	.84	.84	.81	.81	.81	.79
1.0		.90	.88	.87	.88	.87	.86	.85	.84	.83	.82	.81	.80	.79	.79	.78	.77
2.0		.86	.83	.81	.84	.82	.80	.82	.80	.79	.80	.78	.77	.77	.76	.75	.74
3.0		.82	.79	.77	.81	.78	.76	.79	.77	.75	.77	.76	.74	.76	.74	.73	.72
4.0		.79	.76	.74	.78	.75	.73	.77	.74	.72	.75	.73	.71	.74	.72	.71	.70
5.0		.76	.73	.71	.75	.73	.70	.74	.72	.70	.73	.71	.69	.72	.70	.69	.68
6.0		.74	.70	.68	.73	.70	.68	.72	.69	.67	.71	.69	.67	.70	.68	.67	.66
7.0		.71	.68	.66	.71	.68	.66	.70	.67	.65	.69	.67	.65	.68	.66	.65	.64
8.0		.69	.66	.64	.69	.66	.64	.68	.65	.63	.67	.65	.63	.67	.65	.63	.62
9.0		.67	.64	.62	.67	.64	.62	.66	.64	.62	.66	.63	.61	.65	.63	.61	.61
10.0		.65	.62	.60	.65	.62	.60	.65	.62	.60	.64	.62	.60	.64	.61	.60	.59

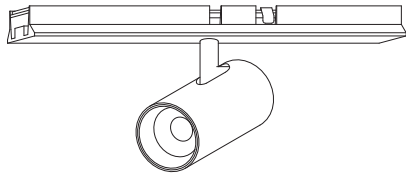
配光曲線



水平面照度



姿図

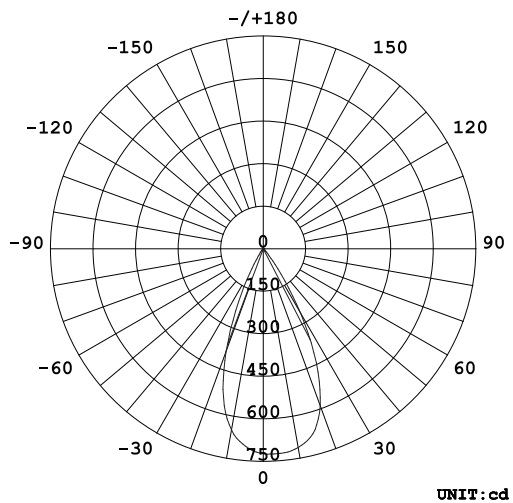


品番	GSP001DWN (50度配光)
光源	LED
定格光束	470lm
1/2 照度角	47.73°
ビーム角	47.5°

器具効率 100%	上方光束 0%	下方光束 100%	保守率 0.7
-----------	---------	-----------	---------

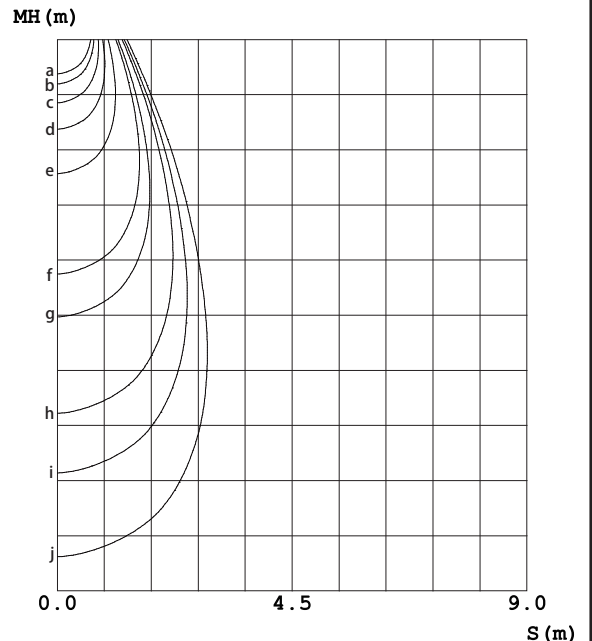
反射率	天井	80%			70%			50%			30%			10%			0
	壁	50%	30%	10%	50%	30%	10%	50%	30%	10%	50%	30%	10%	50%	30%	10%	0
床	20%																
室指数	照 明 率																
0.0	1.19	1.19	1.19	1.16	1.16	1.16	1.11	1.11	1.11	1.06	1.06	1.06	1.02	1.02	1.02	1.00	
1.0	1.12	1.09	1.07	1.10	1.08	1.06	1.06	1.04	1.03	1.02	1.01	.99	.98	.97	.97	.95	
2.0	1.05	1.01	.98	1.03	1.00	.97	1.00	.98	.95	.97	.95	.93	.95	.93	.91	.90	
3.0	.99	.95	.91	.98	.94	.91	.95	.92	.89	.93	.90	.88	.91	.88	.86	.85	
4.0	.94	.89	.85	.93	.88	.85	.91	.87	.84	.89	.85	.83	.87	.84	.82	.80	
5.0	.89	.84	.80	.88	.83	.80	.86	.82	.79	.85	.81	.78	.83	.80	.78	.76	
6.0	.84	.79	.75	.84	.79	.75	.82	.78	.75	.81	.77	.74	.80	.76	.74	.72	
7.0	.80	.75	.71	.80	.75	.71	.78	.74	.71	.77	.73	.70	.76	.73	.70	.69	
8.0	.76	.71	.68	.76	.71	.68	.75	.70	.67	.74	.70	.67	.73	.69	.67	.66	
9.0	.73	.68	.64	.73	.68	.64	.72	.67	.64	.71	.67	.64	.70	.66	.64	.62	
10.0	.70	.65	.61	.69	.65	.61	.69	.64	.61	.68	.64	.61	.67	.63	.61	.60	

配光曲線



平均照射角 (50%) : 47.5°

水平面照度



a. 110	f. 19.0
b. 96.0	g. 15.0
c. 76.0	h. 9.60
d. 57.0	i. 7.60
e. 38.0	j. 5.70